





RANDA fittings are suitable for a wide range of applications, especially outdoor.

Fittings are made from corrosion resistant technopolymer, suitable for sea climate, and are available in two versions:

RANDA for steady surface installation
RANDA OR for adjustable installation .

The recurrent use are for lighting external commercial and residential areas , small advertising panels, signs, etc.

RANDA Luminaria para múltiples usos, especialmente para exterior.

Luminaria en dos versiones tecnopolímero resistente a la corrosión incluso en ambientes marinos:

***RANDA** para instalaciones en superficies.
RANDA OR para instalaciones ajustables.*


Las instalaciones más frecuentes son, iluminaciones comerciales externas, áreas residenciales, pequeños anuncios, logos, paneles, etc.

RANDA



SBP

design Arch. Silvia Paola Pennacchio







RANDA fittings with a modern and pleasant design in a compact shape can be used in a wide variety of applications.

Different models are available (max 100W) and the lighting sources include: compact fluorescent lamps, metal halide lamps, mercury vapour lamps and high and low pressure sodium lamps. This variety allows to satisfy different lighting installation requirements, using RANDA fitting for different applications.

The most popular useage is for lighting: external commercial and residential areas, arcades, front shops, advertising and street signs, etc.

The polycarbonate screen is anti-vandal and impact resistant.

RANDA fittings are made in technopolymer are corrosion resistant and can even be installed in marine applications.

The internal diffuser prisms produce a low glare high comfort light output and combined with the asymmetric reflector the prisms allow the light beam to be adjusted.

Randa luminarias con un moderno y elegante diseño, imagen compacta, puede instalarse en diversos lugares.

Se disponen de diversos modelos y lámparas (max 100W) compactas fluorescentes, hologenuro metálico, sodio baja presión. Esta variación permite la instalación con muy diferentes requerimientos.

El uso más frecuente es la iluminación: externa comercial, residencial, arcadas, frentes comerciales, anuncios, letreros de nombre de calles, etc.

El difusor es de policarbonato anti vandálico y resistente a los golpes.

RANDA luminaria resistente a la corrosión incluso con ambientes marinos.

Los prismas interiores producen una emisión sin deslumbramientos que unido al reflector asimétrico permite un ajuste focal muy cómodo.







STRUCTURAL CONSTRUCTION

- Polyamide body reinforced with glass fibre available in black and white RAL 9010.
- Diffuser in UV stabilized polycarbonate. In RANDA 80 and 100 versions the diffuser is protected against lamp UV through a toughened glass mounted internally.
- Silicone gaskets.

RANDA fittings are available in two versions: RANDA for surface mounting, with a galvanised bracket. Wall fixing and electrical connections are completed internally.

Using A0047 accessory, pole clamp, it is possible to mount and fully adjust one RANDA fitting on Ø 60mm pole or two RANDA fittings on the same pole clamp back to back.

RANDA/OR for adjustable installation, is supplied with a painted steel bracket. The electrical connection is made the external polyamide box located on the back of the fitting.

The connection in series is possible using A0052 accessory.

RANDA/OR fittings can be installed on bracket (0,5 - 1m) using A0026 accessory.

CARACTERISTICAS DE FABRICACION

- Cuerpo de poliamida reforzado con fibra de vidrio, disponible en negro o blanco RAL 9010.

- Difusor de policarbonato estabilizado a U.V. En las versiones RANDA 80 y 100 el difusor se protege e U.V. mediante un vidrio montado en interior.

- Junta de silicona.

RANDA se dispone en dos versiones: RANDA para montaje en superficie con lira galvanizada. Sujeción en pared y conexiones se realiza internamente.

Mediante el accesorio A0047 abrazadera de mástil, se pueden montar y ajustar una luminaria RANDA en diámetro 60mm o dos RANDA en oposición en el mismo mástil.

RANDA/OR para instalaciones pegadas a pared, se suministra con una lira pintada. La instalación eléctrica se realiza en caja externa situada en la parte trasera. La conexión serie es posible mediante el accesorio A0052.

RANDA/OR se puede instalar con brazo soporte de 0,5/1m. usando el accesorio A0026.

SBP

TECHNICAL AND UTILIZATION DATA DATOS TECNICOS Y DE MONTAJE

		Min - 25° + - 10°C Max + 25° + + 45°C			IK 09 18 J				
--	--	--	--	--	---------------	--	--	--	--

CLASS I		80 85	IP 55		FSD 18W	SE 70W	QE 80W	ME 100W	LS 18W
------------	--	-------	-------	--	------------	-----------	-----------	------------	-----------

--	--	--	--	--	--



80 85 RANDA OR

- 05417013 OR 70 80 CR
- 05418023 OR 70 85 CR
- * 05421013 OR 80 80 CR
- * 05422023 OR 80 85 CR



E27 70W NAV-E/SON



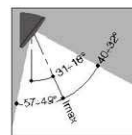
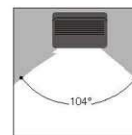
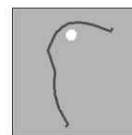
E27 70W NAV-E/SON

E27 80W HQL/HPL-N

80W HQL/HPL-N

* Complete with toughened glass, positioned inside the diffuser.
Completo con vidrio templado montado en el interior.

Lamp with integral ignitor.
Lámpara con arrancador incorporado.



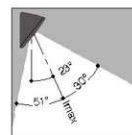
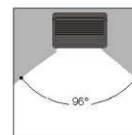
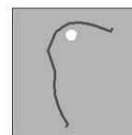
80 85 RANDA OR

- * 05425013 OR 100 80 CR
- * 05444023 OR 100 85 CR



E27 100W HQI-E

* Complete with toughened glass, positioned inside the diffuser.
Completo con vidrio templado montado en el interior.



80 85 RANDA OR

- 05432013 OR 118 80 CR
- 05433023 OR 118 85 CR
- 05413013 OR 218 80 CR
- 05414023 OR 218 85 CR



2G11 1x18W DULUX-/PL-L

2G11 1x18W DULUX-/PL-L

2G11 2x18W DULUX-/PL-L

2G11 2x18W DULUX-/PL-L

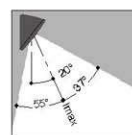
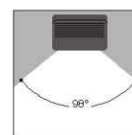
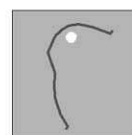
80 85 RANDA OR


- 05409013 OR 18 80 CR
- 05410023 OR 18 85 CR



BY22d 18W NA-SOX/SOX-E

18W NA-SOX/SOX-E





80 85 RANDA

- 05415013 70 80 CR
- 05416023 70 85 CR
- * 05419013 80 80 CR
- * 05420023 80 85 CR



E27 70W NAV-E/SON




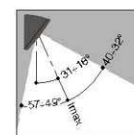
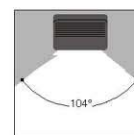
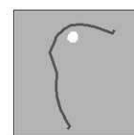
E27 70W NAV-E/SON

E27 80W HQL/HPL-N

E27 80W HQL/HPL-N

* Complete with toughened glass, positioned inside the diffuser.
 Completo con vidrio templado montado en el interior.

Lamp with integral ignitor.
 Lámpara con arrancador incorporado.




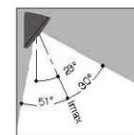
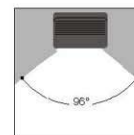
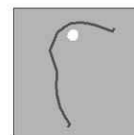
80 85 RANDA

- * 05423013 100 80 CR
- * 05424023 100 85 CR



E27 100W HQI-E

* Complete with toughened glass, positioned inside the diffuser.
 Completo con vidrio templado montado en el interior.



80 85 RANDA

- 05430013 118 80 CR
- 05431023 118 85 CR
- 05411013 218 80 CR
- 05412023 218 85 CR


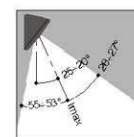
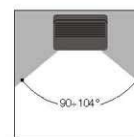
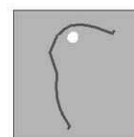


2G11 1x18W DULUX-/PL-L

2G11 1x18W DULUX-/PL-L

2G11 2x18W DULUX-/PL-L

2G11 2x18W DULUX-/PL-L



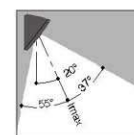
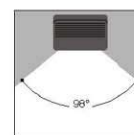
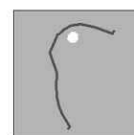
80 85 RANDA

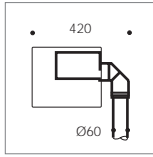
- 05407013 18 80 CR
- 05408023 18 85 CR



BY22d 18W NA-SOX/SOX-E

18W NA-SOX/SOX-E

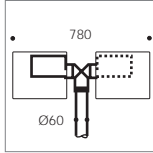




14193013 - A0047/1 **80**

Single adjustable pole clamp in technopolymer for Ø60mm pole (only for RANDA, not for RANDA OR).

Abrazadera ajustable de tecnopolímero para una luminaria mástil 60mm d (solo para RANDA, no para RANDA/OR).



14194013 - A0047/2 **80**

Twin adjustable pole clamp in technopolymer for Ø60mm pole (only for RANDA, not for RANDA OR).

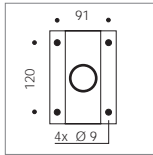
brazadera doble de tecnopolímero para dos luminarias mástil 60mm d (solo para RANDA/OR).



14222016 - A0052 **80**

Extra cable gland for in series connection (only for RANDA OR).

Segundo pasa cables para instalación en serie (solo para RANDA/OR).

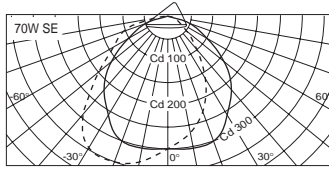


14235013 - A0026/500 **80**
 14236023 - A0026/500 **85**
 14237013 - A0026/1000 **80**
 14238023 - A0026/1000 **85**

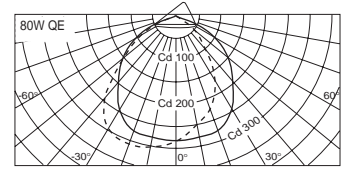
50 or 100 cm sheet steel bracket painted in black, white (only for RANDA OR).

Brazo soporte de 50/100cm. De acero pintado en negro, blanco (solo para RANDA/OR).

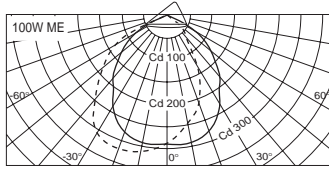
RANDA 70



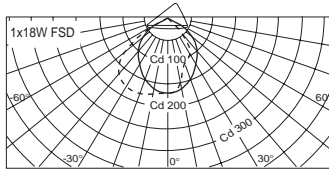
RANDA 80



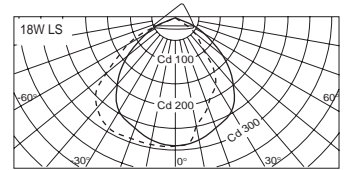
RANDA 100



RANDA 118



RANDA 18



RANDA 218

